

Canine Spectra®

Top-quality vaccines for major
pet diseases in **single-dose** packets
you can **do yourself.**

For just a few bucks per shot.



Do it yourself at home with **easy to use** vaccines



YOUR DOG'S HEALTH AND VACCINATION RECORDS

YOUR PET'S INFORMATION

NAME OF PET _____

DATE OF BIRTH _____

BREED	SEX
-------	-----

MARKINGS

OWNER _____

ADDRESS _____















CITY STATE ZIP

PHONE _____

Protection by Spectra® Canine Vaccine

Antigen	Spectra 5	Spectra 6	Spectra 9	Spectra 10	Kennel Jec 2
Distemper	●	●	●	●	
Adenovirus Type 1 (Hepatitis)	●	●	●	●	
Adenovirus Type 2	●	●	●	●	
Parainfluenza	●	●	●	●	●
Parvovirus	●	●	●	●	
Coronavirus		●		●	
Leptospira canicola			●	●	
Leptospira grippotyphosa			●	●	
Leptospira icterohaemorrhagiae			●	●	
Leptospira pomona			●	●	
Bordetella bronchiseptica					●

Spectra® Canine Vaccination Schedule

Vaccine	6 weeks	9 weeks	12 weeks	15 weeks	18 weeks	Annual Booster
Spectra®5						
OR Spectra®6						
Spectra®9						
OR Spectra®10						
Kennel-Jec 2™						

Additional Medical Records and Exams

Date _____	
Date _____	
Date _____	
Date _____	

VACCINATION RECORD

Every time you vaccinate
write in your pet's age
and administration date.
Check the appropriate
box of the vaccine used.

[illegible]

DO-IT-YOURSELF VACCINATION GUIDE

Each single-dose bag of **Canine Spectra** vaccine contains a syringe & two vials – one with liquid contents & one with freeze-dried contents. Use immediately after mixing as shown below.



Step One

Insert needle directly through the cap of liquid vial. Withdraw contents into syringe.




Step Two

Inject syringe contents into vial of dried material. Shake well.



Step Three

Withdraw entire vaccine mixture (1 mL) into syringe. Remove air by gently pushing plunger until vaccine just begins to flow from needle.



Step Four

Recommended vaccination site is the loose skin at back of neck and shoulder. Gently grasp and elevate a fold of loose skin. Insert needle into soft tissue directly under skin and inject entire contents of syringe.

Questions? Call our help line
1-800-821-5570 8 am–5 pm CST

GUARANTEED QUALITY

Pure. Safe. Effective. Easy to use.

Spectra & Focus vaccines are made to exacting quality standards and temperature controlled from plant to you.

Peak protection *against major infectious diseases.*

USDA approved for purity, potency, safety and efficacy.